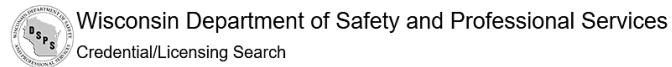


1.2.3. Easy Steps to Properly Use a MARKETING NAME in MLS

1. Register your Marketing Name with DSPS

Your Marketing Name used in MLS MUST match the registered name with DSPS. To check or register your name with DSPS, go to <https://app.wi.gov/licensesearch>



Credential/License Search DSPS Home

Individual Search Results - Detail

Credential/License Summary for

Name: Nick Junior
Profession: REAL ESTATE BROKER (90)
Credential/License Number:
Location: MILWAUKEE WI
Credential/License Type: regular
Status: License is current
Eligible To Practice: Not Eligible to Practice


Details Requirements Payments Orders Relationships

Individuals

Name	Location	Relationship	Start Date
Nick Junior	Milwaukee WI	ASSOCIATED WITH FIRM	11/01/1999

Organizations


Name	Location	Relationship	Start Date
<u>Nick at Night</u>	Milwaukee WI	Associated with Firm	11/01/1999



2. Enter your Marketing name into MLS.

Remember, the Marketing Name you use MUST be registered with DSPS BEFORE you use it in MLS. To update your name in FlexMLS, go to

- > Preferences
- > My Profile
- > My Names




My Names

General Information	
First name	Nick
Middle name	
Last name	Junior
Marketing Information	
Marketing Name	<u>Nick At Night</u>
Designations	

3. Use your Marketing Name & Agent/ Broker name in MLS.

When using a Marketing Name, you MUST include both the agent/broker name and the Marketing Name on a listing. Again, these names must match what is registered with DSPS, no exceptions.



Listing Office: Nick Junior, Nick at Night 22007
Ph: 555-867-5309
Fax: 555-867-5309
URL: www.nickjur.com

Listing Agent: Nick Junior
Ph: 555-867-5309
Fax: 555-867-5309
Email: Nick@nickjur.com

For More Information visit
www.MetroMLS.com